

095030-1143 Fuel Injector Valve Rod Technical File

SKU1: G1F10950301143

FUEL INJECTOR VALVE ROD



- G2
- G3
- G4
- Piezo

095030-1143 Fuel Injector Valve Rod Technical File**Content**

1. 095030-1143 Fuel Injector Valve Rod Introduction.....	2
1.1. 095030-1143 Fuel Injector Valve Rod Basic Information.....	2
1.2. 095030-1143 Fuel Injector Valve Rod Common Part Number.....	2
1.3. 095030-1143 Fuel Injector Valve Rod Parameter.....	2
1.4. 095030-1143 Fuel Injector Valve Rod Specifications and Dimensions.....	2
1.5. 095030-1143 Fuel Injector Valve Rod Quality Control.....	2
1.6. 095030-1143 Fuel Injector Valve Rod Customized Service.....	3
1.7. 095030-1143 Fuel Injector Valve Rod Package List&Size.....	3
1.8. 095030-1143 Fuel Injector Valve Rod Testing Standard and Certificate.....	4
1.9. 095030-1143 Fuel Injector Valve Rod Warranty Description.....	5
2. 095030-1143 Fuel Injector Valve Rod Technical Support.....	6
2.1. 095030-1143 Fuel Injector Valve Rod Measuring Tools.....	6
2.2. 095030-1143 Fuel Injector Valve Rod Measuring Steps.....	7
2.3. 095030-1143 Fuel Injector Valve Rod Installation Precautions.....	7
2.4. Reasons For 095030-1143 Fuel Injector Valve Rod Not Working Normally.....	8
2.5. Causes of 095030-1143 Fuel Injector Valve Rod Being Damaged.....	8
2.6. 095030-1143 Fuel Injector Valve Rod Storage Standard.....	9
2.7. 095030-1143 Fuel Injector Valve Rod Technical Support Obtaining Methods.....	9
3. 095030-1143 Fuel Injector Valve Rod Purchase and Delivery.....	9
3.1. 095030-1143 Fuel Injector Valve Rod Purchase Payment Term.....	9
3.2. 095030-1143 Fuel Injector Valve Rod Main Sales Markets.....	10
3.3. 095030-1143 Fuel Injector Valve Rod Declaration Requirements.....	10
3.4. 095030-1143 Fuel Injector Valve Rod Shipping Ways.....	10
3.5. 095030-1143 Fuel Injector Valve Rod Lead time.....	10
3.6. 095030-1143 Fuel Injector Valve Rod Logistics Time for Destination Out of China's Areas.....	10
3.7. 095030-1143 Fuel Injector Valve Rod Packing.....	11
4. Company Information.....	12
4.1. Company Introduction.....	12
4.2. Contact Information.....	13
5. Copyright Statement.....	13

095030-1143 Fuel Injector Valve Rod Technical File**1. 095030-1143 Fuel Injector Valve Rod Introduction****1.1. 095030-1143 Fuel Injector Valve Rod Basic Information**

Title	095030-1143 Fuel Injector Valve Rod China Made New
SKU	G1F10950301143

1.2. 095030-1143 Fuel Injector Valve Rod Common Part Number**(1) Fuel Injector Valve Rod Applicable Injector Model**

Fuel Injector Valve Rod Part Number	OE Number
095000-613#	8-97376270-3

(2) Fuel Injector Valve Rod Matching Information

Vehicle Brand	Car Model	Engine Model	Production Date
/	ISUZU	/	/

(3) Fuel Injector Valve Rod Part Number Common Writing

095000-6130, 095000-6131, 095000-6132, 095000-6133, 095000-6134, 095000-6135, 095000-6136, 095000-6137, 095000-6138, 095000-6139, 095000-613#, D28001801, 095030-114#, 095030-1140, 095030-1141, 095030-1142, 095030-1143, 095030-1144, 095030-1145, 095030-1146, 095030-1147, 095030-1148, 095030-1149, 8-97376270-3, 8-973762703, 897376270-3, 8973762703

1.3. 095030-1143 Fuel Injector Valve Rod Parameter

Adaptation System: Common Rail System

Fuel Injector Valve Rod Series: G2 Series

Fuel Injector Valve Rod Size: L118.79mm* Φ 4.3mm

1.4. 095030-1143 Fuel Injector Valve Rod Specifications and Dimensions

Fuel Injector Valve Rod Size: 14*1*1

Single Fuel Injector Valve Rod Weight: 20g

Fuel Injector Valve Rod Weight With Packaging: 25g

Fuel Injector Valve Rod Quality: China Made New

Fuel Injector Valve Rod Package Size: 14* 1cm *1m

Fuel Injector Valve Rod Type: High Pressure Common Rail Fuel Injector Valve Rod

Fuel Injector Valve Rod MOQ: 1pcs

1.5. 095030-1143 Fuel Injector Valve Rod Quality Control**(1) Fuel Injector Valve Rod Testing**

All parts of the fuel injector valve rod have undergone electrical characteristics testing, precision testing, high temperature testing, low temperature testing, withstand pressure testing, leakage testing, durability testing, and various working conditions testing.

(2) Fuel Injector Valve Rod Installation

The fuel injector valve rod production and installation process is quality controlled. Our company strictly follows the standard product installation data and product installation steps for installation, such as



injector stroke test, injector solenoid valve tightening torque, injector nozzle tightening torque.

(3) Fuel Injector Valve Rod Inspection

The factory inspection of the fuel injector valve rod has undergone three inspections: full inspection, random inspection, and batch inspection. Different brands of test benches are used to test the same fuel injector valve rod for more than three times for factory inspection, and the fuel injector valve rod installation testing environment are progressed in dust-free workshop.

1.6. 095030-1143 Fuel Injector Valve Rod Customized Service

(1) Fuel Injector Valve Rod Customized Service Coverage: Meet OEM manufacturers' customization needs for shell engraving, logo engraving, fuel injector valve rod internal packaging, fuel injector valve rod external packaging and labels, etc.

No.	1	2
Image		
Name	Fuel Injector Valve Rod Engraving	Fuel Injector Valve Rod Packing&Label

(2) Fuel Injector Valve Rod Customized Service Requirements:

The purchase of customized **fuel injector valve rod** is no less than **10 pieces**.




The purchase of customized **fuel injector valve rod boxes** is no less than **1000 pieces**.

⚠ When the customized products involve the need of specify logo, the OEM manufacturer is asked to provide trademark authorization and the sample of logo image file.

⚠ Once the customized fuel injector valve rod is sold, it can't be returned or exchanged if there is no quality problems.

1.7. 095030-1143 Fuel Injector Valve Rod Package List&Size

(1) Fuel Injector Valve Rod Spare Parts List


No.	1	2	3
Reference Image			
Name	Fuel Injector Valve Rod	Fuel Injector Valve Rod Length	Fuel Injector Valve Rod diameter
Description	/	L118.79mm	Φ4.3mm

⚠ Minors are forbidden to use the injector assembly, O-ring, nozzle protective cover, injector house protective cover, oil return protective cover, VCI anti-rust bag, and air bubble bag to avoid personal injury.

⚠ O-ring and washer shim are disposable installation accessories, and need to be replaced for re-installation.

- ▲ The nozzle protective cover, the injector house protective cover, and the oil return protective cover are recyclable accessories that can be reused.
- ▲ VCI anti-rust bags and bubble bags are non-degradable materials. Please dispose of them properly after using.
- ▲ The injector and the installation parts should be coated with appropriate sealing oil during installation.

(2) Fuel Injector Valve Rod Package Size



Pic No.1

No.	Name	Fuel Injector Valve Rod Package Size (cm)
1	Fuel Injector Valve Rod Package	14*1*1

1.8. 095030-1143 Fuel Injector Valve Rod Testing Standard and Certificate

We can provide the factory quality inspection test report of each fuel injector valve rod to ensure that each fuel injector valve rod delivered meets the engine performance indicators.

BOTEN		测试报告		4.05.2019 10:42:09																																																
承保企业: _____ 电话: _____ 地址: _____ 传真: _____ 检测人: _____ 客户地址: _____ 检测单位: _____ 电话: _____ 客户姓名: _____ 传真: _____ 检测描述: _____ 检测名称: 燃油系统 型号-零件号: _____ 检测地点: _____																																																				
检测结果																																																				
检测器型号: CDE002-6511 <table border="1"> <thead> <tr> <th>检测项目</th> <th>检测结果</th> <th>标准范围</th> <th>检测结果</th> <th>检测结果</th> </tr> </thead> <tbody> <tr> <td>LSAR TEST:</td> <td>38</td> <td>4</td> <td>4.5</td> <td>20.0±1.0</td> <td>✓</td> </tr> <tr> <td>Back:</td> <td>38</td> <td>4</td> <td>7.0</td> <td>20.0±1.0</td> <td>✗</td> </tr> <tr> <td>WPRM:</td> <td>38</td> <td>42.5±10.5</td> <td>0.0</td> <td>20.0±1.0</td> <td>✗</td> </tr> <tr> <td>Max:</td> <td>281.5</td> <td>218.5±14.4</td> <td>0.0</td> <td>20.0±1.0</td> <td>✓</td> </tr> <tr> <td>TL:</td> <td>28.4</td> <td>24.0±8.5</td> <td>0.0</td> <td>20.0±1.0</td> <td>✓</td> </tr> <tr> <td>EL:</td> <td>14.1</td> <td>7.0±4.8</td> <td>0.0</td> <td>20.0±1.0</td> <td>✓</td> </tr> <tr> <td>VE:</td> <td>6.7</td> <td>4.5±1.6</td> <td>0.0</td> <td>20.0±1.0</td> <td>✓</td> </tr> </tbody> </table>						检测项目	检测结果	标准范围	检测结果	检测结果	LSAR TEST:	38	4	4.5	20.0±1.0	✓	Back:	38	4	7.0	20.0±1.0	✗	WPRM:	38	42.5±10.5	0.0	20.0±1.0	✗	Max:	281.5	218.5±14.4	0.0	20.0±1.0	✓	TL:	28.4	24.0±8.5	0.0	20.0±1.0	✓	EL:	14.1	7.0±4.8	0.0	20.0±1.0	✓	VE:	6.7	4.5±1.6	0.0	20.0±1.0	✓
检测项目	检测结果	标准范围	检测结果	检测结果																																																
LSAR TEST:	38	4	4.5	20.0±1.0	✓																																															
Back:	38	4	7.0	20.0±1.0	✗																																															
WPRM:	38	42.5±10.5	0.0	20.0±1.0	✗																																															
Max:	281.5	218.5±14.4	0.0	20.0±1.0	✓																																															
TL:	28.4	24.0±8.5	0.0	20.0±1.0	✓																																															
EL:	14.1	7.0±4.8	0.0	20.0±1.0	✓																																															
VE:	6.7	4.5±1.6	0.0	20.0±1.0	✓																																															
检测日期: _____ 检测时间: _____ <input type="checkbox"/> 维修前 <input type="checkbox"/> 维修后																																																				

Pic No.2

1.9. 095030-1143 Fuel Injector Valve Rod Warranty Description

(1) Product Warranty Conditions and Instructions

It is necessary to provide pictures, videos, or test reports detected by the fuel injector valve rod inspection equipment as evidence to feed back to the salesman when the fuel injector valve rod is abnormal during using.

Abnormal conditions are properly explained such as: 1.Smoke, 2. Engine shake, 3. Difficulty starting the engine, 4. Engine noise, 5. Oil leakage etc.

(2) Fuel Injector Valve Rod Warranty Coverage

Within 15 days after customer receives the 095030-1143 fuel injector valve rod, if there is a performance failure and the product has no appearance damage, customer can choose to replace it or repair it;

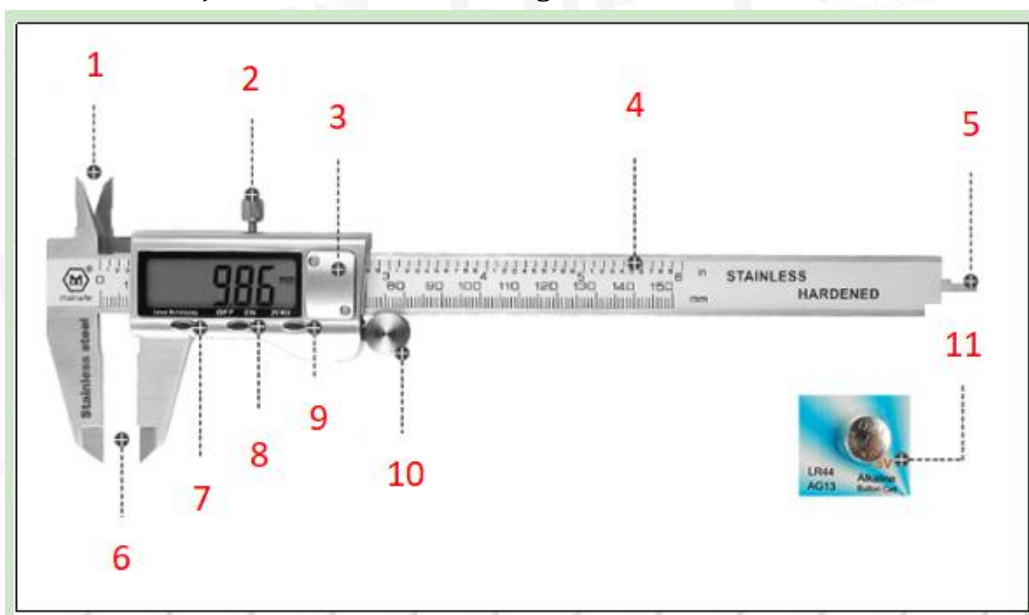
If the 095030-1143 fuel injector valve rod has performance problems during the warranty period (6-12 months), and it is confirmed that it is product's problems after testing, you can contact our salesmen to replace the same model or a reworked product with the same performance for free;

If the fuel injector valve rod has obvious scratches, it can only be repaired and it will be returned as it is if the product is confirmed to be fault-free.

⚠ **Tips:** For products not covered by warranty, our company can provide paid maintenance services. For products after paid repaired, the same performance problem will have a free warranty period within 3 months from the date of repairing.

(3) fuel injector valve rod Out of Warranty Coverage



- ① The warranty period has expired.
- ② Fuel injector valve rod failure caused by high temperature, high pressure, humidity, rain and snow, saline-alkali land, earthquake, and used in abnormal environment.
- ③ Customer disassembles or repairs the fuel injector valve rod personally resulting in damage to the fuel injector valve rod.
- ④ Fuel injector valve rod damage caused by man-made reasons (throwing, strong magnetic field magnetization, set fire).
- ⑤ Fuel injector valve rod failure or fuel injector valve rod damage caused by non-fuel injector valve rod design, technology, manufacturing, quality and other issues.
- ⑥ Fuel injector valve rod failure due to system pressure exceeding system approved pressure.
- ⑦ Fuel injector valve rod failure caused by system voltage exceeding approved voltage.
- ⑧ Fuel injector valve rod failure caused by impurities (water, lead, aluminum powder, iron powder, sulfide) in the system fuel exceeding the standard requirements.
- ⑨ Fuel injector valve rod failure caused by not installing according to the tightening torque specified in the vehicle engine maintenance manual (the tightening torque is too large or too small).
- ⑩ Fuel injector valve rod failure caused by not following the installation angle specified in the vehicle engine maintenance manual.
- ⑪ Fuel injector valve rod failure caused by not following the cleaning requirements specified in the vehicle engine maintenance manual.
- ⑫ Fuel injector valve rod failure caused by failure to replace consumable parts as specified in the vehicle engine maintenance manual.
- ⑬ Fuel injector valve rod failure caused by not complying with the intake system fit clearance and exhaust system fit clearance requirements specified in the vehicle engine maintenance manual.
- ⑭ Failure to replace the consumable parts and the fitting clearance of the oil inlet system pipeline and the fuel injector valve rod connection in accordance with the fuel intake system specified in the vehicle engine maintenance manual.

2. 095030-1143 Fuel Injector Valve Rod Technical Support**2.1. 095030-1143 Fuel Injector Valve Rod Measuring Tools**

Pic No.3

1. Inner diameter measuring claw	7. inch/mm metric and inch conversion button
2. Limit screw	8. OFF/ON power button
3. Battery installation place	9. ZERO button
4. Ruler body	10. Push roller
5. depth measurement	11. Button battery
6. depth measurement	/

2.2. 095030-1143 Fuel Injector Valve Rod Measuring Steps

No.	1	2
Image		
Description	Step 1: Choose caliper: CRT085	Step 2: First open the caliper (OFF/ON), then return the display (ZERO) to zero ▲The caliper must be adjusted to zero before measuring.

2.3. 095030-1143 Fuel Injector Valve Rod Installation Precautions

- (1) The replacement of the fuel injector valve rod must strictly follow the electrical system, the approved pressure of the low-pressure fuel intake system, the approved pressure of the high-pressure fuel circuit system, and fuel system replacement consumables requirements (including the low-pressure fuel circuit system filter and the high-pressure fuel circuit) specified in the vehicle engine maintenance manual.
- (2) Replacement of wearing parts of the fuel system, cleaning requirements for the connection between the fuel system and the fuel injector valve rod, the fitting clearance of the fuel injector valve rod connection, the installation angle and tightening torque of the fuel injector valve rod, the fitting clearance of the intake system, and the fitting clearance of the exhaust system to ensure the service life of the engine and the normal operation of the fuel injector valve rod.
- (3) When installing the fuel injector valve rod on the engine, it is necessary to clean the engine block, cylinder head and other parts connected to the fuel injector valve rod, and ensure that there is no dust, carbon deposits, water, rust spots, etc.
- (4) Before installing, check whether the fuel injector valve rod nozzle gasket has been replaced and installed on the fuel injector valve rod.
- (5) When installing the fuel injector valve rod, apply lubricant between the fuel injector valve rod, fuel nozzle sealing gasket and O-ring.
- (6) Failure to replace the gasket with a new one may result in: deformation of the tight cap of nozzle, deformation of nozzle, deformation of nozzle orifice, oil leakage and air leakage, which will cause serious damage to the fuel injector valve rod and nozzle to break and cause damage to the engine.

- (7) When installing the fuel injector valve rod on the engine, please carefully check the components related to the installation of the fuel injector valve rod, such as the fuel injector valve rod pressure plate, screw, fuel injector valve rod rod and other accessories are not deformed, and install it in strict accordance with the operation steps of the engine maintenance manual.
- (8) It is forbidden to operate the bare fuel injector valve rod for a long time in an environment with serious dust pollution and corrosion to iron products.
- (9) It is forbidden to operate the bare fuel injector valve rod for a long time in a strong magnetic field environment.

2.4. Reasons For 095030-1143 Fuel Injector Valve Rod Not Working Normally

- (1) There is air in the oil circuit of the engine fuel system.
- (2) Vehicle oil pump oil supply system is not normal.
- (3) Engine common rail system oil leakage or pressure limiting valve is damaged.
- (4) There is a short circuit, cutting out and poor contact in the wiring harness connected to the fuel injector valve rod of the vehicle.
- (5) The long-term placement of the fuel injector valve rod causes the anti-rust oil to solidify, and the internal components are stuck or the oil holes are blocked.

⚠ Before installing, carefully check whether other components in the common rail system except the fuel injector valve rod are damaged so as to prevent the fuel injector valve rod from not working properly after being replaced.

2.5. Causes of 095030-1143 Fuel Injector Valve Rod Being Damaged

- (1) Failure to operate correctly according to the engine maintenance manual during disassembly and assembly resulted in damage to the fuel injector valve rod.
- (2) The fuel used for the vehicle does not meet the standard, causing damage to the fuel injector valve rod, such as: the water content in the fuel oil exceeds the standard, iron powder, aluminum powder, sulfide impurities exceed the standard, etc.
- (3) The engine is not regularly maintained according to the engine maintenance manual (please refer to the vehicle maintenance manual for the maintenance mileage). For example, failure to replace the lubricating oil of the engine system for a long time will cause abnormal wear of the engine, excessive exhaust gas volume or a large amount of carbon deposits inside the engine. The filter is not replaced during maintenance or the replaced filter cannot reach the original filter standard. All above reasons can cause damage to the fuel injector valve rod.
- (4) The abrasion of the oil pump produces iron powder and aluminum powder enter the fuel injector valve rod and cause damage to the fuel injector valve rod.
- (5) The deformation and abrasion of fuel tank result in iron powder or aluminum powder entering the fuel injector valve rod and causing damage to the fuel injector valve rod.
- (6) The fuel injector valve rod is damaged due to replacement or adjustment of the relevant parts of the fuel injector valve rod. For example, the valve clearance does not meet the standard after the engine is repaired, the replacement or modification of the wiring harness connected to the fuel injector valve rod fails to meet the original standard.
- (7) The engine is overheated and overloaded for a long time working results in damage to the fuel injector valve rod.
- (8) The fuel injector valve rod will be damaged naturally at the end of its working life.
- (9) The fuel injector valve rod is magnetized (fuel injector valve rod parts' magnetic exceeded) causing the fuel injector valve rod to not work properly.

⚠ Before replacing the fuel injector valve rod, please check the engine parts carefully according to the engine maintenance manual to avoid the fuel injector valve rod being damaged again after replacement.

2.6. 095030-1143 Fuel Injector Valve Rod Storage Standard

(1) Choose a Suitable Storage Place

The warehouse and cargo yard where the fuel injector valve rods are stored should be kept clean and dry, and away from the factory buildings that generate harmful gases and dust; do not mix with acid, alkali, salt and other substances; the storage place should have a good drainage system; the cargo yard should be flattened with gravel or furnace ash etc. to enhance the water permeability of the surface layer to keep the reservoir area dry.

(2) Strict Requirements of Warehousing

Strict inspections should be carried out when the fuel injector valve rods are put into storage, the surface cleaning work should be done well to remove water traces, oil stains, ash and other dirt, remove the rust and do anti-rust treatment in time. Packaged fuel injector valve rods must be protected from damage.

(3) Keep The Warehouse Dry And Preventing Moisture

The relative humidity is usually below 70% for the fuel injector valve rods placed in the room, and the corrosion of the fuel injector valve rods is significantly reduced.

Fuel injector valve rods must be stored in the warehouse, and they are forbidden to store in the same warehouse with commodities with high water content.

(4) Stack Properly

After the fuel injector valve rod is exposed to rain, the corrosion rate will increase significantly. The purpose of sealing is to isolate the fuel injector valve rod from rainwater and humid air, so the warehouse window should be checked in time to avoid rainwater entering the warehouse

If the fuel injector valve rod package is damaged, it should be repaired or replaced; when the package is damp, the packaging material should be dried; if the original anti-corrosion and oil applied at the factory is found to be damaged or dried up, it should be cleaned and re-applied oil in time.

⚠ It is forbidden to leave the fuel injector valve rod exposed in the air for a long time.

⚠ It is forbidden to store acid, alkali, salt and other substances together with the fuel injector valve rod.

⚠ The unpacked fuel injector valve rod must be rust-proof during secondary storage.

2.7. 095030-1143 Fuel Injector Valve Rod Technical Support Obtaining Methods

(1) Fuel Injector Valve Rod Technical Data: <https://www.fueinjectorvalverod.com/download/>

(2) Fuel Injector Valve Rod Videos: <https://www.fueinjectorvalverod.com/videos/>

(3) Fuel Injector Valve Rod Encyclopedia:
<https://www.fueinjectorvalverod.com/category/news/encyclopedia/>

(4) Fuel Injector Valve Rod Information Query Software:

TruckBook Parts EPC APP, Android/Apple App Store download and install, visit <http://shumatt.com> to get the download and installation tutorial.

(5) YouTube:

Visit https://www.youtube.com/channel/UCByvYBx7VjV_mAfxh_Hu-aw to get the technical videos, stay tuned for more information.

3. 095030-1143 Fuel Injector Valve Rod Purchase and Delivery

3.1. 095030-1143 Fuel Injector Valve Rod Purchase Payment Term

Payment Terms: T/T, PayPal, Alipay, WeChat

▲ Please contact our salesmen for specific payment information.

3.2. 095030-1143 Fuel Injector Valve Rod Main Sales Markets

Fuel Injector Valve Rod Main Sales Markets: Asia, Europe, North America, South America, Africa etc.

3.3. 095030-1143 Fuel Injector Valve Rod Declaration Requirements

Shumatt can assist customers to provide the following documents for import customs clearance: contract, invoice, packing list, bill of lading, insurance policy, certificate of origin, etc.

3.4. 095030-1143 Fuel Injector Valve Rod Shipping Ways

Destination in China Areas: SF Express, Debon Express, the corresponding logistics company can be provided according to customer requirements in special cases.

Destinations Out of China's Areas: DHL, UPS, FedEx, TNT air, ocean or other shipping methods required by customers.

3.5. 095030-1143 Fuel Injector Valve Rod Lead time

Lead time: Send out within 3 – 7 working days after receiving payment (Except for special products and special cases) .

3.6. 095030-1143 Fuel Injector Valve Rod Logistics Time for Destination Out of China's Areas

DHL Logistics Time :

Country or Region of Departure	Hong Kong, China	Other Countries or Regions of Asia	Australia and New Zealand	Europe	America	Other Countries
China's Mainland	7 Days	7 Days	8 Days	8 Days	8-12 Days	7-10 Days

UPS Logistics Time: Country or Region of Departure: China's Mainland

Country of Destination	Estimated Arrival Time	Country of Destination	Estimated Arrival Time	Country of Destination	Estimated Arrival Time
Japan	3 Days	UK	5-7Days	Egypt	5-7 Days
Turkey	5-7 Days	Singapore	3 Days	Switzerland	5-7 Days
Bahrain	5-7 Days	Latvia	7-10 Days	New Zealand	7-10 Days
Sri Lanka	5-7 Days	Thailand	3 Days	Austria	5-7 Days
Romania	5-7 Days	Vietnam	3-5 Days	Estonia	5-7 Days
Malaysia	3-5 Days	Israel	5-7 Days	Mexico	7-10 Days
France	5-7 Days	America	5-7 Days	United Arab Emirates	5-7 Days
Italy	5-7 Days	Netherlands	5-7 Days	Bengal	7-10 Days
Lebanon	5-7 Days	Philippine	3-5 Days	Greece	7-10 Days
South Korea	3 Days	Spain	5-7 Days	Myanmar	5-7 Days
Canada	5-7 Days	Germany	5-7 Days	Saudi Arabia	7-10 Days
Portugal	5-7 Days	Australia	5-7 Days	South Africa	7-10 Days
Denmark	5-7 Days	Belgium	5-7 Days	Ukraine	7-10 Days
India	7-10 Days	Qatar	7-10 Days	Poland	5-7 Days
Indonesia	3-5 Days	Morocco	7-10 Days	Pakistan	7-10 Days
Kuwait	7-10 Days	/	/	/	/

▲ The logistics time is for reference only , subjects are according to the actual arrival.

3.7. 095030-1143 Fuel Injector Valve Rod Packing

Domestic Express Packaging: Usually wrapped in waterproof scotch tape.

International Express Packaging : Wrapped with waterproof yellow tape after wrapping the black protective film.

Pallet Shipping : Use fumigation free and recycling trays that meet export requirements, and use white wrapping protective film to wrap and bind with cable ties for the outside, also, the products can be packaged according to customers' requirements.

- ▲ The packing tray is made of plastic and can be recycled.
- ▲ Transparent tape, yellow tape, black wrapping protective film, white wrapping protective film are non-degradable materials, please dispose of them properly.
- ▲ Minors are prohibited from using transparent tape, yellow tape, black wrapping protective film, and white wrapping protective film to avoid personal injury.

No.	1	2	3
Image			
Name	Domestic Express Packaging	International Express Packaging	Pallet Shipping
Description	Wrapped with transparent tape	Wrapped with yellow tape after wrapping black protective film	Use pallet that meet export requirements, and use white wrapping protective film to wrap and bind with cable ties

4. Company Information



Pic No. 4


4.1. Company Introduction


Chinese Name: 深圳市舒马特科技有限公司

English Name: Shenzhen Shumatt Technology Co., Ltd

Fuel Injector Valve Rod Manufacturer: Shenzhen Shumatt Technology Co., Ltd


 **Mob Phone/WeChat:** +86-13410541523

 **HK Telephone:** +852-67653519

 **Telephone:** +86-755-23215133


 **Email:** ruby@shumatt.com

 **Website:** www.shumatt.com

 **Shenzhen Office:** 11-12, Floor 14, Building 13, Qinchengda Building, Exit A, Honglang North Subway Station, Bao'an District, Shenzhen, China Mainland

 **Shenzhen Office:** Exit C, Qiao Touxu Metro Station, NO. 66 Chongqing Road, Fuhai Avenue, Bao'an District, Shenzhen, China Mainland

 **Hong Kong Office:** Jianfa Street Industrial Zone, Tuen Mun, New Territories, Hong Kong, China

 **After-sales Service Address :** Please contact our salesmen to obtain and provide the corresponding product maintenance reasons (Reference : [1.9. 095030-1143 Fuel Injector Valve Rod Warranty Description](#))

4.2. Contact Information

Name	WeChat/ WhatsApp	Email
Ruby	+86-13410541523	hison@shumatt.com

5. Copyright Statement

The content, design, and images on this file "**095030-1143 Fuel Injector Valve Rod Technical File**" are the property of Shenzhen Shumatt Technology Co. and are protected by copyright laws. This file is intended for personal use, distribution within the company, etc. and may not be reproduced, distributed, or transmitted without the express permission of Shenzhen Shumatt Technology Co., Ltd.

If you have any questions about this copyright statement or wish to obtain permission to use content, please contact us at hison@shumatt.com.